

Liquid Cooled MIG Welding Torch

BLUE TORCH III

OWNER'S MANUAL 『Parts List』

BTAW500-30UT . . . 1U6702
 BTAW500-40UT . . . 1U6703

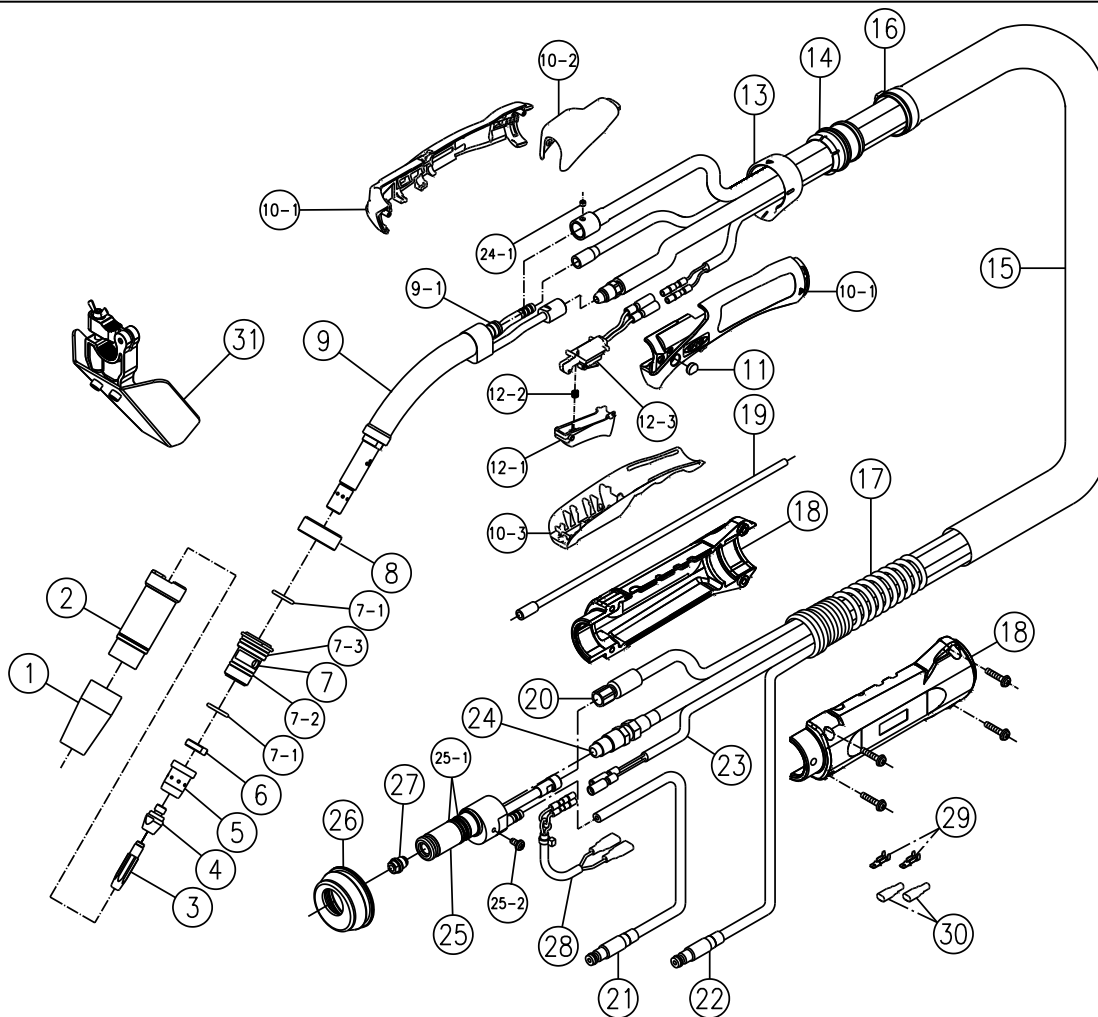
BTAW500-30UT **BTAW500-40UT**

■ Rated Specification

Rated Current and Duty Cycle		500A 80%(MIG)	
Torch Length		3.0m/10.0ft	4.0m/13.1ft
Net Weight		3.2kg/7.1lb	3.9kg/8.6lb
Diameter range of the electrode ※	mm	(1.2) , 1.6	
	inch	(.045) , 1/16	
Type of the electrode		Aluminium	
Type of shielding gas		Ar	
Type of cooling		Liquid Cooled	
Minimum flow rate		0.7L/min	
Minimum and maximum inlet pressure		0.15-0.35MPa	
Minimum cooling power		1.1kW	
Method of guidance		Manual	
Voltage rating		113V(Peak)	
Torch switch technical data		DC30V 3A	

※：“()”: Optional parts are necessary.

Standard Parts List

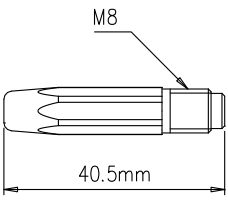


①	Nozzle(I.D.17mm)	U6369M02	⑬	Lock Ring	U6205H05
②	Nozzle Assy	U6369X00	⑭	End Joint	U5626R01
③	Contact Tip (1.6mm)	K980D43	⑮	Hose Sheath	
④	Tip Nut	U6369M01	⑮	3.0m/10.0ft	U2180D06
⑤	Orifice	U5685M02	⑮	4.0m/13.1ft	U6703M01
⑥	Nut	U6369M04	⑯	Binder (SKB-3MC(Black))	4739-189
⑦	Insulator	U6369N00	⑰	Spring	U5626M04
⑦-1	O-Ring (P14)	3574-005	⑱	Cable Support (with Screw)	U6211S00
⑦-2	O-Ring (P16)	3574-006	⑲	MIG Liner (1.6mm)	
⑦-3	O-Ring (P20)	6500-318	⑲	3.0m/10.0ft (1.6mm / 1/16")	U6315Q00
⑧	Cap Nut	U6369M03	⑲	4.0m/13.1ft (1.6mm / 1/16")	U6701Q00
⑨	Torch Body	U6369B00	⑳	Power Cable	
⑨-1	O-Ring (S9-4D)	3574-001	⑳	3.0m/10.0ft	U6211D00
⑩	Handle KIT (⑩-1~3 is included.)	U6256V00	⑳	4.0m/13.1ft	U6703D00
⑩-1	Handle (L/R)	U6256D00	㉑	Water Out Hose	U6211E00
⑩-2	Handle (Upper)	U6196H03	㉒	Water In Hose	
⑩-3	Handle (Lower)	U6196H04	㉒	3.0m/10.0ft	U6211F00
⑪	Cap	U5341G01	㉒	4.0m/13.1ft	U6703F00
⑫	Trigger ASSY (⑫-1~3 is included.)	U6205T00	㉓	Switch Cord	
⑫-1	Trigger	U6190T01	㉓	3.0m/10.0ft	U6205G00
⑫-2	Trigger Spring	U6190T02	㉓	4.0m/13.1ft	U6206G00
⑫-3	Switch ASSY	U6205Q00	㉔	Conduit	
⑬	Lock Ring	U6205H05	㉔	3.0m/10.0ft	U6347J00
⑭	End Joint	U5626R01	㉔	4.0m/13.1ft	U6703J00
⑮	Hose Sheath		㉔-1	Socket Screw (M4X4)	100-1715
⑮	3.0m/10.0ft	U2180D06	㉕	POWER FITTING"NO.5"	U6692L00
⑮	4.0m/13.1ft	U6703M01	㉕-1	O-Ring (JASO-1016(4D))	100-0819
⑯	Binder (SKB-3MC(Black))	4739-189	㉕-2	Small Screw(M4X6)	100-1906
			㉖	Rubber Sleeve	U5972G01
			㉗	Wire Guide (1.6mm / 1/16")	U6000G02
			㉘	Switch Cord	U6332F00
			㉙	Terminal (LOM-21T-187)	100-0820
			㉚	Cap (253224)	100-0821
			㉛	Heat Shield	U6257E00

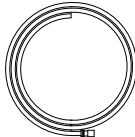
Optional Parts List

※The dimension of the drawing is a reference value.

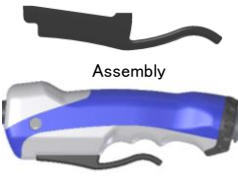
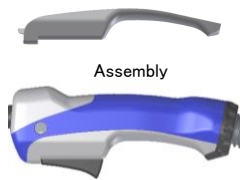
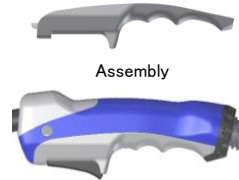

UNIT(mm)

Contact Tip	
Wire Size	
	40.5mm
1.2mm (.045")	K980D42
1.6mm (1/16")	K980D43

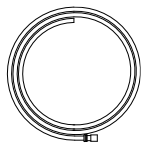
MIG Liner		
Wire Size	Length	Part No.
1.0mm~1.2mm (.040"~.045")	3.0m/10ft	U6315L00
1.6mm (1/16")	3.0m/10ft	U6315Q00
1.0mm~1.2mm (.040"~.045")	4.0m/13ft	U6701L00
1.6mm (1/16")	4.0m/13ft	U6701Q00



Heat Shield
Standard use (Pistol Grip Handle Shared use)
U6257E00 

Modular Torch Handle/Trigger Options (tool-less/quick-change style)			
Extended Trigger	Slim Grip Handle	Trigger Guard Grip Handle	Pistol Grip Handle Kit
U6256T00 	U6256B01 	U6256B02 	U6256J00 

Stainless Welding Kit (Liner)		
Wire Size	Length	Part No.
1.2~1.6mm (.045"~1/16")	3.0m/10ft	U6199L00
1.2~1.6mm (.045"~1/16")	4.0m/13ft	U6200L00

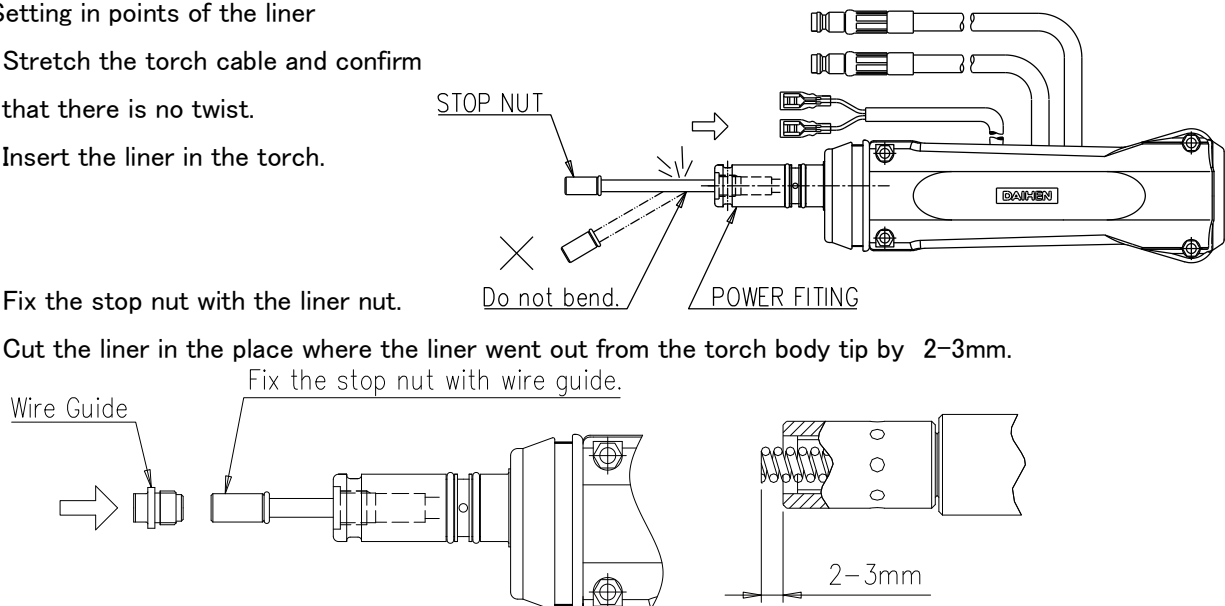


※1 "Extended Trigger" is not made in combination with "Trigger Guard Grip Handle" and "Pistol Grip Handle Kit".
 ※2 "Switch ASSY(U6205Q00)" and "Trigger Spring(U6190T02)" are not included in "Extended Trigger".
 ※3 "Trigger ASSY(U6205T00)" is not included in "Slim Grip Handle" and "Trigger Guard Grip Handle".
 ※4 Please order "U6256L00" towards "Trigger ASSY(U6205T00)" is not required to "Pistol Grip Handle Kit".

※ When performing stainless steel welding, change to the above Liner.

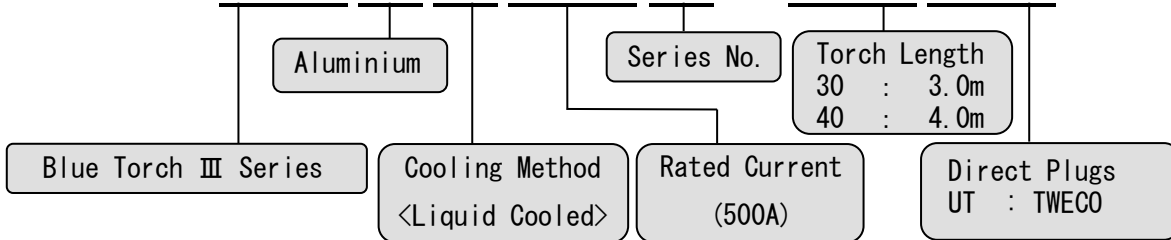
■Setting in points of the liner

- ① Stretch the torch cable and confirm that there is no twist.
- ② Insert the liner in the torch.
- ③ Fix the stop nut with the liner nut.
- ④ Cut the liner in the place where the liner went out from the torch body tip by 2-3mm.



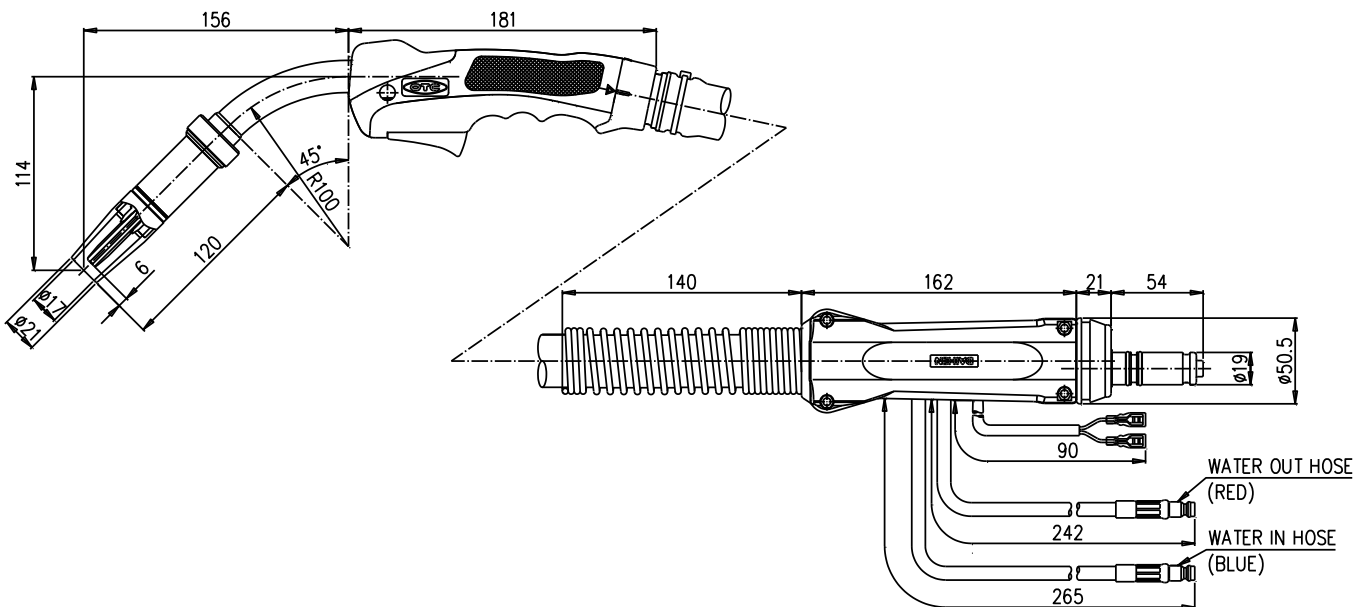
Torch Type

B T A W 5 0 0 - 3 0 U T



Dimensional Outline Drawing

UNIT(mm)



DAIHEN MEXICO S.A. de C.V.
Mineral de Valenciana 645, Edif. F3y4 Centro de Negocios Santa Fe Puerto Interior Silao de la Victoria, Gto. CP 36275
Phone: +52-472-748-9435

OTC Industrial (Shanghai) Co.,Ltd.
6F, Building B,ORIENTO Plaza, 388 North Fuquan Road, Changning District,Shanghai, China 200335
Phone: +86-21-5882-8633,
Fax: +86-21-5882-8846

OTC DAIHEN INDIA PVT.LTD.
V.M.TOWER, Plot No.54A, Ground Floor Unit-1, Sector-18, Gurugram-122015 Haryana, India
Phone:+91 124-4239368,
Fax:+91 124-4239364

DAIHEN Corporation
4-1, Koyochonishi,
Higashinada-ku, Kobe,
Hyogo 658-0033, Japan
Phone: +81-78-275-2006,
Fax: +81-78-845-8159

OTC DAIHEN EUROPE GmbH
Krefelder Strasse 677, D-41066 Mönchengladbach, Germany
Phone: +49-2161-694970,
Fax: +49-2161-6949761

OTC (Taiwan) Co.,Ltd.
2F No.153, Huanbei Rd., Chung Li City, Taoyuan Hsien, Taiwan
Phone: +886-3-461-3962,
Fax: +886-3-434-2394

PT.OTC DAIHEN INDONESIA
Blok G1A-20, Jl. Kenari II, Delta Silicon V, Lippo Cikarang Industrial Park, Bekasi 17550 Indonesia
Phone:+6221-2957-7566,
Fax:+6221-2957-7567

DAIHEN Inc.
1400 Blausler Drive Tipp City,
Ohio 45371, USA
Phone: +1-937-667-0800,
Fax: +1-937-667-0885

DAIHEN VARSTROJ welding cutting and robotics d.d.
Industrijska ulica 4, 9220 Lendava - Lendva, Slovenija
Phone: +386-25-788-826,
Fax: +386-25-751-277

OTC DAIHEN Asia Co.,Ltd.
23/43, 16th F1.Sorachai Building, 23 Soi 63 Sukhumvit Road, Klongtonnua, Wattana, Bangkok 10110, Thailand
Phone: +66-2-714-3201,
Fax: +66-2-714-3204

DAIHEN Korea Co., Ltd.
85, Hyeongokсандan-ro,
Cheongbuk-myeon, Pyeongtaek-si, Gyeonggi-do, 451-831, Korea
Phone: +82-31-686-7459,
Fax: +82-31-686-7465