

*Air Cooled MIG Welding Torch*

# **BLUE TORCH III**

## **OWNER'S MANUAL**    『Parts List』

BTA260D-30UT . . . 1U6366  
 BTA260D-40UT . . . 1U6367

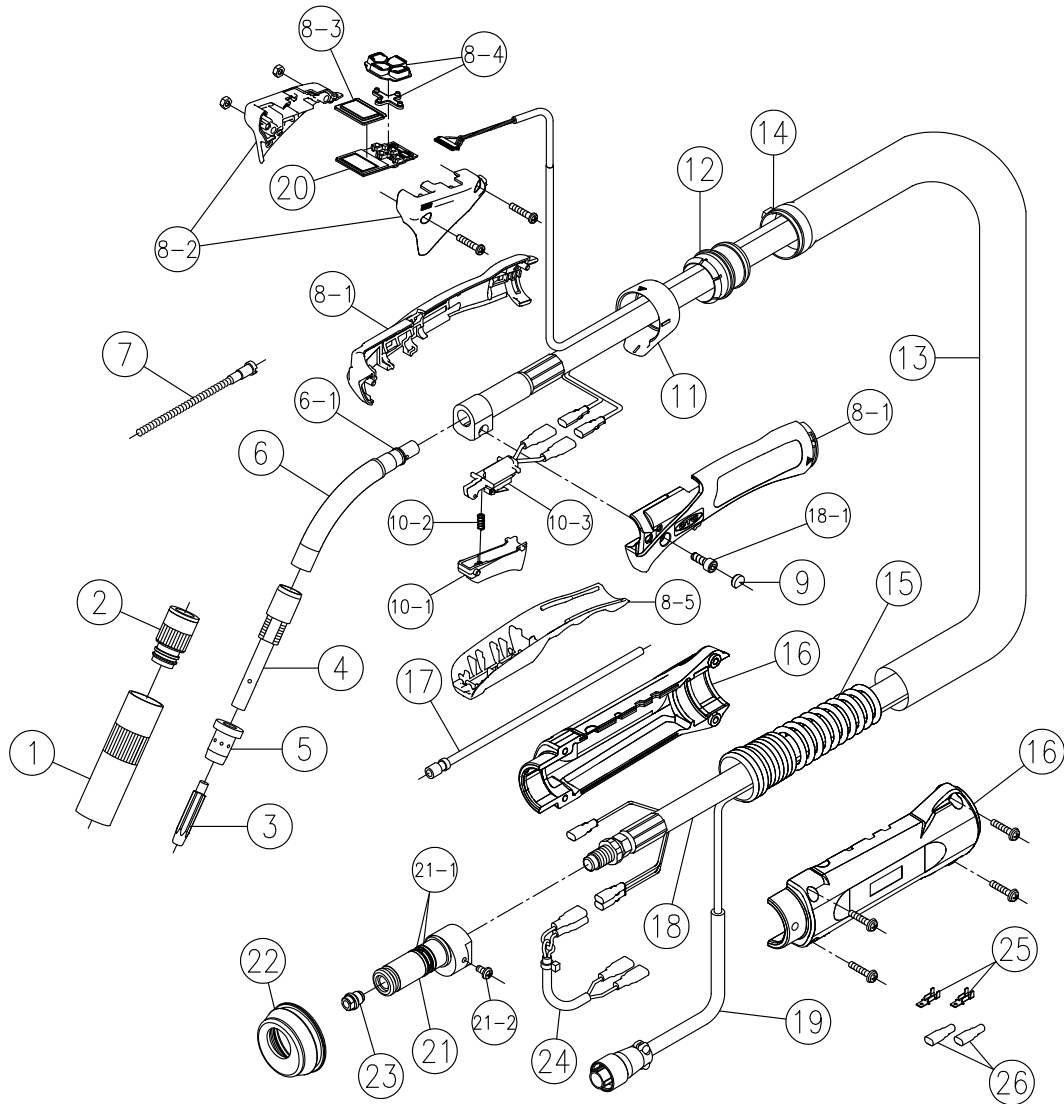
# **BTA260D-30UT** **BTA260D-40UT**

■ Rated Specification

Rated Current and Duty Cycle		260A 35%(MIG/PULSE MIG)	
Torch Length		3.0m/10ft	4.0m/13ft
Net Weight		3.5kg/7.7lb	4.3kg/9.5lb
Diameter range of the electrode ※1	mm	(1.0) , 1.2 , (1.6)	
	inch	(.040) , .045 , (1/16)	
Type of the electrode		Aluminium	
Type of shielding gas		Ar	
Type of cooling		Air Cooled	
Method of guidance		Manual	
Voltage rating		113V(Peak)	
Torch switch technical data		DC30V 3A	

※1:“( )”: Optional parts are necessary.

## Standard Parts List

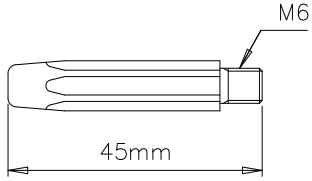


No.	Part Description	Part No.	No.	Part Description	Part No.
①	Nozzle (I.D.16mm)	U4432G01	⑭	Binder	4739-606
②	Insulator	U5377L00	⑮	Spring	U5626M04
③	Contact Tip (1.2mm/.045")	K980C37	⑯	Cable Support (with Screw)	U6205S00
④	Tip Body	U4400G01		Pla Liner	
⑤	Orifice	U4173G02	⑰	3.0m/10ft (1.0~1.2mm/.040"~.045")	U4432G02
⑥	Torch Body (R100,45°)	U6314B00		4.0m/13ft (1.0~1.2mm/.040"~.045")	U4527J01
⑥-1	O-Ring (S9-4D)	3574-001		Power Cable (with Screw)	
⑦	Inner Liner	U4432G03	⑱	3.0m/10ft	U6366D00
⑧	Handle KIT (⑧-1~5 is included.)	U6280V00		4.0m/13ft	U6367D00
⑧-1	Handle (L/R)	U6256D00	⑲-1	Bolt with hole (M5X14)	100-0310
⑧-2	Handle (Upper L/R with Screw)	U6280X00		Communication Cable	
⑧-3	Screen Cover	U6280H03	⑲	3.0m/10ft	U6286U00
⑧-4	Button (with Button Guide)	U6280Y00		4.0m/13ft	U6302U00
⑧-5	Handle (Lower)	U6196H04	⑳	Control Board	K5961P00
⑨	Cap	U5341G01	㉑	Power Fitting "NO.4" (with Screw)	U5972E00
⑩	Trigger ASSY (⑩-1~3 is included.)	U6190T00	㉑-1	O-Ring (AS-014(4D))	100-0818
⑩-1	Trigger	U6190T01	㉑-2	Small Screw (M4X8)	100-0297
⑩-2	Trigger Spring	U157E04	㉒	Rubber Sleeve	U5972G01
⑩-3	Switch ASSY	U6190Q00	㉓	Wire Guide (1.2mm/.045")	U5984G02
⑪	Lock Ring	U6205H05	㉔	Switch Cord	U5972F00
⑫	End Joint	U5626R01	㉕	Terminal (LOM-21T-187)	100-0820
	Hose Sheath		㉖	Cap (253224)	100-0821
⑬	3.0m/10ft	U6205R00			
	4.0m/13ft	U6206R00			

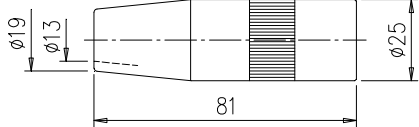
# Optional Parts List

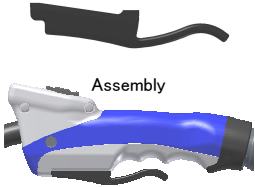
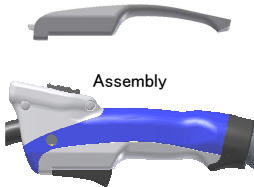
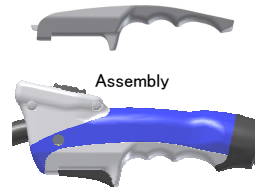

※The dimension of the drawing is a reference value.

UNIT (mm)



Contact Tip	
MIG-Tip(Standard)	
Wire Size	
1.0mm (.040")	K980C36
1.2mm (.045")	K980C37
1.6mm (1/16")	K980C38

Pla Liner		
Wire Size	Length	Part NO.
1.6mm (1/16")	3.0m/10ft	U4432G04
1.6mm (1/16")	4.0m/13ft	U6000H00

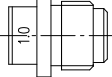
Nozzle	
Low Current	
L6098E09	
	

Modular Torch Handle/Trigger Options			
(tool-less/quick-change style)			
Extended Trigger	Slim Grip Handle	Trigger Guard Grip Handle	Pistol Grip Handle Kit
U6256T00	U6256B01	U6256B02	U6256K00
			

※1 "Extended Trigger" is not made in combination with "Trigger Guard Grip Handle" and "Pistol Grip Handle Kit".  
 ※2 "Switch ASSY(U6190Q00)" and "Trigger Spring(U157E04)" are not included in "Extended Trigger".  
 ※3 "Trigger ASSY(U6190T00)" is not included in "Slim Grip Handle" and "Trigger Guard Grip Handle".  
 ※4 Please order "U6256M00" towards "Trigger ASSY(U6190T00)" is not required to "Pistol Grip Handle Kit".

Heat Shield	
Standard	For "Pistol Grip Handle"
U6256H00	U6256N00
	

Wire Guide	
Wire Size	Part No.
1.0mm (.040")	U6000G01
1.6mm (1/16")	U6000G02



■ Voltage Detecting Cable  
 Part No. : U 5 3 6 5 P 0 0

※In order to use voltage detecting cable, you will need to modify the welding power source and wire feeder. For detail, see owner's manual of the welding power source and wire feeder.

■ Intelligent torch combined equipment

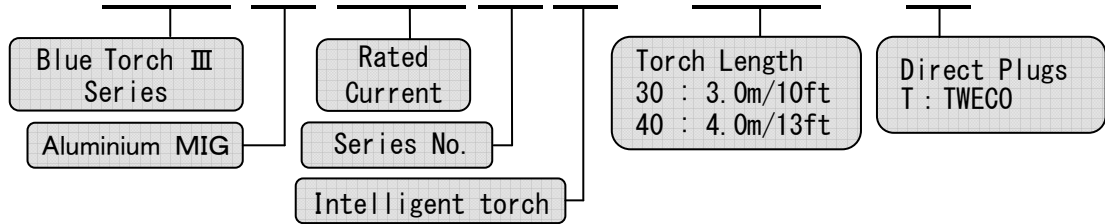
Wire Feeder : CM - 7 4 3 - U  
 + Intelligent panel kit (K5952G00)  
 + LCD panel (E-2627) or digital panel (E-2628)  
 + Aluminum kit (K5975E00)

Welding Power Source : MAG/MIG Welbee series


※For detail, see owner's manual of the welding power source and wire feeder.

## Torch Type

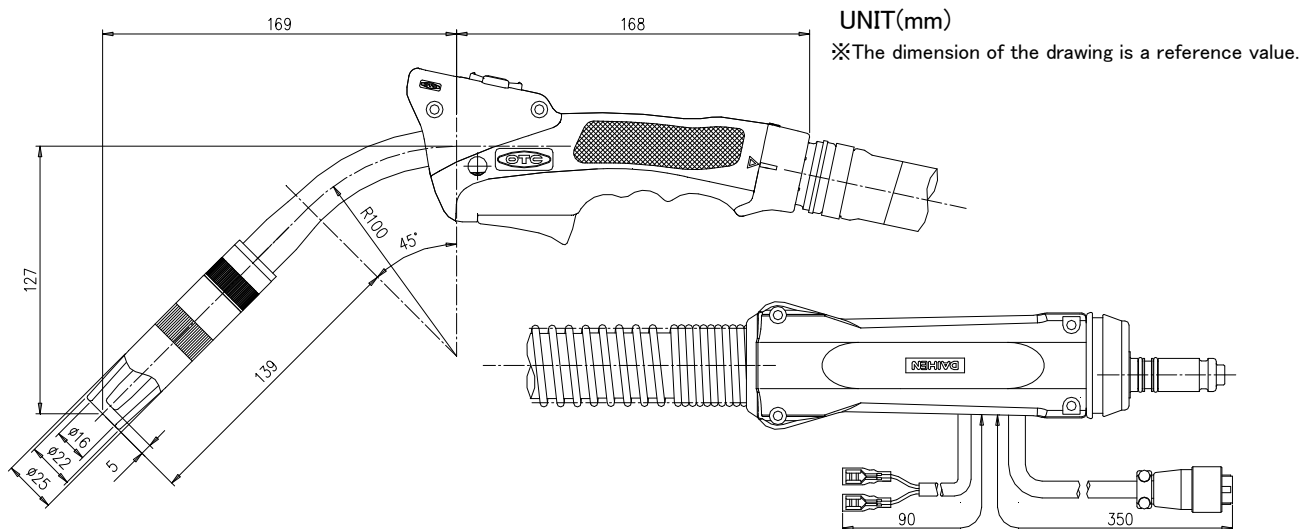
# BT A 260 D - 30 U T



## Electrical connection diagram



## Dimensional Outline Drawing



**DAIHEN Corporation**  
4-1, Koyochonishi,  
Higashinada-ku, Kobe,  
Hyogo 658-0033, Japan  
Phone: +81-78-275-2006,  
Fax: +81-78-845-8159

**DAIHEN Inc.**  
1400 Blauser Drive Tipp City,  
Ohio 45371, USA  
Phone: +1-937-667-0800,  
Fax: +1-937-667-0885

**OTC DAIHEN EUROPE GmbH**  
Krefelder Strasse 677,  
D-41066 Mönchengladbach,  
Germany  
Phone: +49-2161-6949710,  
Fax: +49-2161-6949711

**OTC Industrial (Shanghai) Co.,Ltd.**  
6F, Building B,ORIENTO Plaza,  
388 North Fuquan Road, Changning  
District,Shanghai, China 200335  
Phone: +86-21-5882-8633,  
Fax: +86-21-5882-8846

**OTC (Taiwan) Co.,Ltd.**  
2F No.153, Huanbei Rd.,  
Chung Li City, Taoyuan  
Hsien, Taiwan  
Phone: +886-3-461-3962,  
Fax: +886-3-434-2394

**OTC DAIHEN INDIA Pvt.Ltd.**  
V.M.TOWER, Plot No.54A,  
Ground Floor Unit-1, Sector-18,  
Gurgaon-122015 Haryana, India  
Phone:+91 124-4239368,  
Fax:+91 124-4300820

**DAIHEN Korea Co., Ltd.**  
11B/L Hyeongok Industrial  
Complex, 463-1 Hyeongok-ri,  
Cheongbuk-myeon, Pyeongtaek,  
Gyeonggi-do, 451-831,  
Republic of Korea  
Phone: +82-31-686-7445,  
Fax: +82-31-686-7464

**OTC DAIHEN Asia Co.,Ltd.**  
23/43, 16th F1.Sorachai Building,  
23 Soi 63 Sukhumvit Road,  
Klongtonnua, Wattana, Bangkok  
10110, Thailand  
Phone: +66-2-714-3201,  
Fax: +66-2-714-3204

**PT.OTC DAIHEN INDONESIA**  
Blok G1A-20, Jl. Kenari II,  
Delta Silicon V,  
Lippo Cikarang Industrial  
Park, Bekasi 17550 Indonesia  
Phone:+6221-2957-7566,  
Fax:+6221-2957-7567